

# Using Computer Operating Systems

The following activities will require your teacher's login details. You may also wish to complete these activities at home.


## **ACTIVITY ONE:**

Open the control panel and make the following amendments.

### Internet Properties

1. Change the default home page to your favourite search engine, for example "<http://www.google.com.au>" <general tab>

Screenshot of change:



2. Change your default E-mail to "Outlook Express" <programs>
3. Change your default HTML editor to "Notepad" <programs>

Screenshot of change:



<INSERT NAME>

### Folder Options

4. Change Tasks to “Use Windows classic folders”
5. Change Click Items as Follows to “Single click to open an item (prior to select)”

Screenshot of change:



### **ACTIVITY TWO:**

Ask your teacher if she needs any software to be installed or uninstalled. Take screenshots of the processes.


<INSERT NAME>

<INSERT NAME>


### **ACTIVITY THREE:**

You don't like the teacher's background as it's too plain. You have decided to change the background to something more appealing. Include a before and after screenshot of the background:

Before:




After:



<INSERT NAME>

## ACTIVITY FOUR:

Scan your USB for viruses. Include a screenshot of the process.



## ACTIVITY FIVE:

Open the command prompt window. Enter the following commands and take a screen shot of each.

Command	Screenshot
DIR	
CD	
TIME	
MD	
CLS	
HELP	

<INSERT NAME>

**ACTIVITY SIX:**

Install the driver for a peripheral device, such as Canon Scanner. Take photos of the process. Once the driver has been installed correctly check whether the device, i.e. scanner, is working properly.

<INSERT NAME>